



Bilingual Schools Programme in English

Virtual Job-shadowing mobility

15th April 2021

Agrupamento de Escolas de Santo André – Barreiro

**Teachers: *Laura Silva Maria*
*Rui Cecília***

TASK 1

Social Studies - *Means of Transport*

TASK 2

Arts and Craft - *Animals*

TASK 3

Science Experiment - *Halloween*

TASK 4

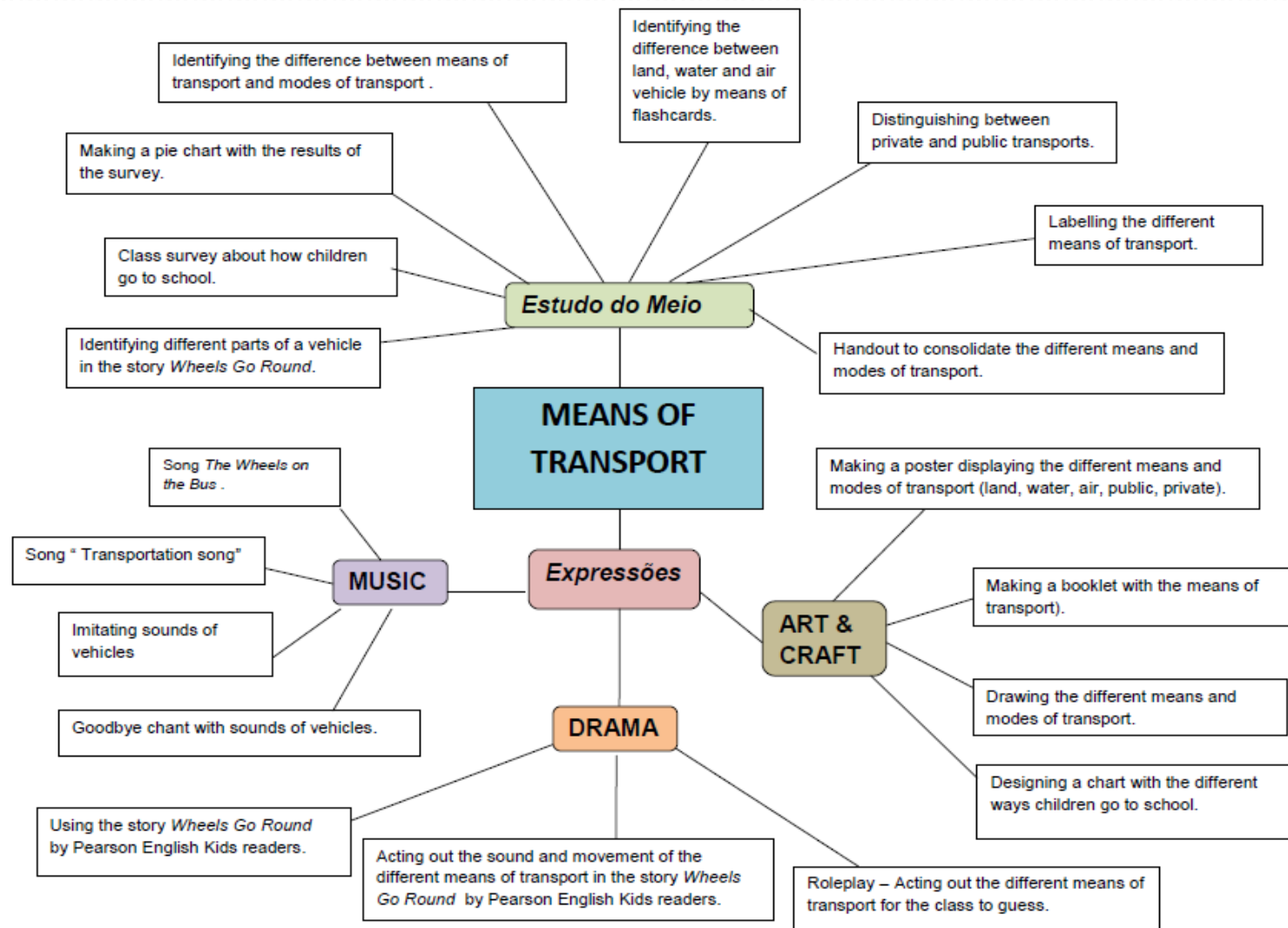
Social Studies - *Jobs*

TASK 1


Social Studies

Means of Transport

Topic Web



English Lesson



English Lesson




The Wheels on the Bus - song

https://www.youtube.com/watch?v=3kDsNuPpK_g

English Lesson



English Lesson



English Lesson



English Lesson

English Handout 1

WHEELS GO ROUND

While-Reading activities

Activity 1 (pages 1–5)

Tick ☒ the things with wheels.



Activity 2 (pages 4–7)

Circle the words.

- 1 The lorry has got **ten** / **eight** wheels.
- 2 The lorry is **white** / **green**.
- 3 The lorry has got **a bell** / **an engine**.
- 4 The bicycle has got **thin** / **big** wheels.
- 5 The bicycle is **blue** / **white**.
- 6 The bicycle has got **a bell** / **a horn**.

English Lesson

Teacher: Laura Silva Maria


Teacher: Laura Silva Maria

English Handout 2


WHEELS GO ROUND

Colour and stick!


1




2



3



4



Adapted from *Wheels Go Round* Pearson English Kids Readers Level 1

Cut out and stick!

- a It is a red fire engine.
- b It is an orange cement mixer.
- c It is a yellow bus.
- d It is a green lorry.
- e It has got big wipers.
- f It has got a loud siren.
- g It has got a loud engine.
- h The mixer goes round and round.

Adapted from *Wheels Go Round* Pearson English Kids Readers Level 1

Handout 3 - English Class Survey

How do you go to school? Do you go to school by bus?

NAME	 on foot	 by bus	 by train	 by car	 by bike	 by truck	 by plane	 by van	 by ship
Afonso									
Ana									
Carolina									
David									
Dinis									
Gabriel									
Gonçalo S.									
Gonçalo A.									
Guilherme									
Iris									
Kira									
Leonor									
Lucas									
Maclene									
Márcia									
Martim									
Miguel									
Rafael S.									
Rafael V.									
Rita									
Rodrigo									
Stefni									
Tânia									
Tiago									
Tomás									
Yara									

Social Studies Lesson



Social Studies Lesson



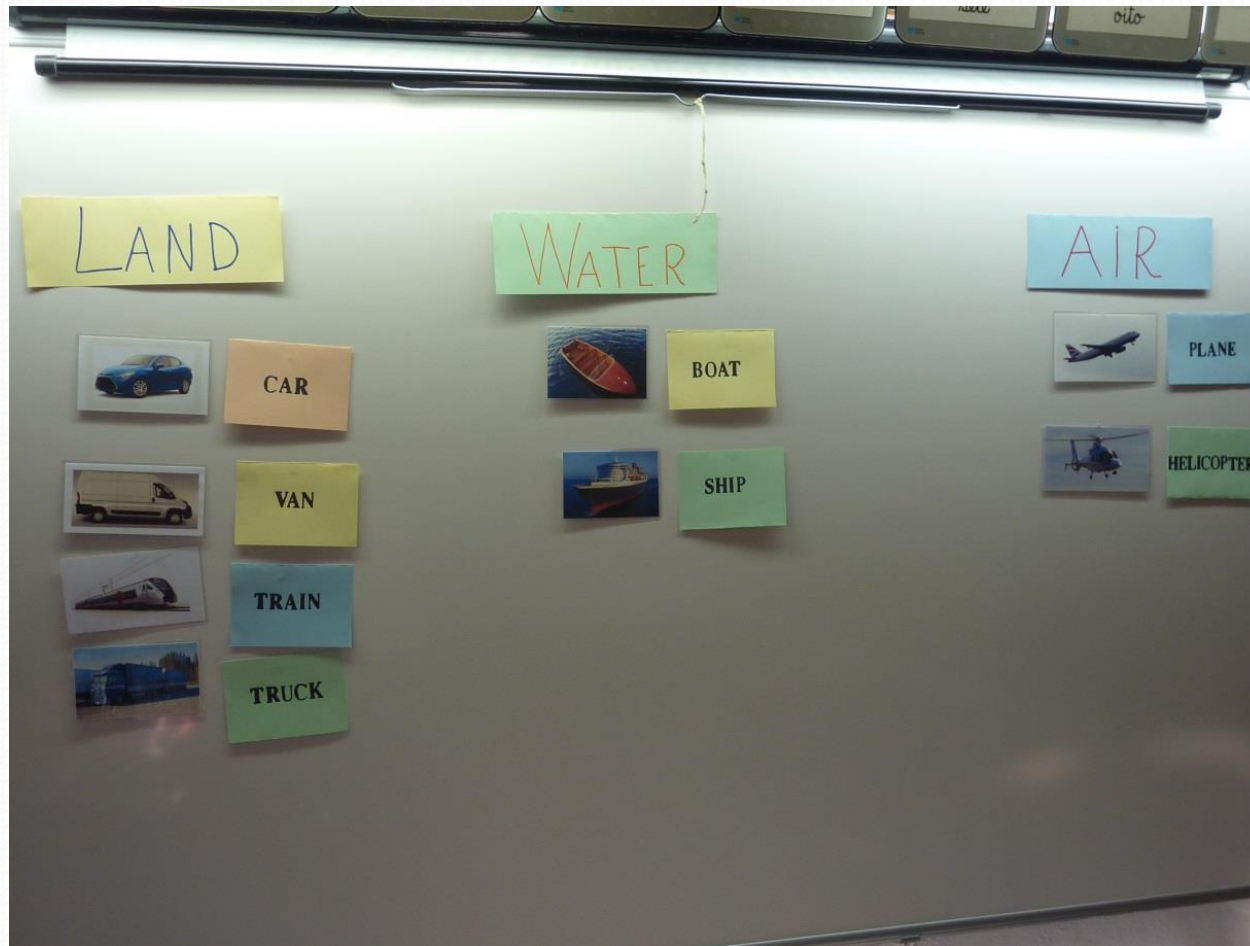
Social Studies Lesson



Social Studies Lesson



Social Studies Lesson



Social Studies Lesson

PEBI Rui Cecília, estudo do meio, 2º ano

Means of transport

1- Write the correct names choosing from these:

Car boat train

Ship plane van



2- Complete the sentences with the words below:

Public Private train taxi bus motorcycle

A _____ Transport like _____, _____ or _____ is used by everyone.

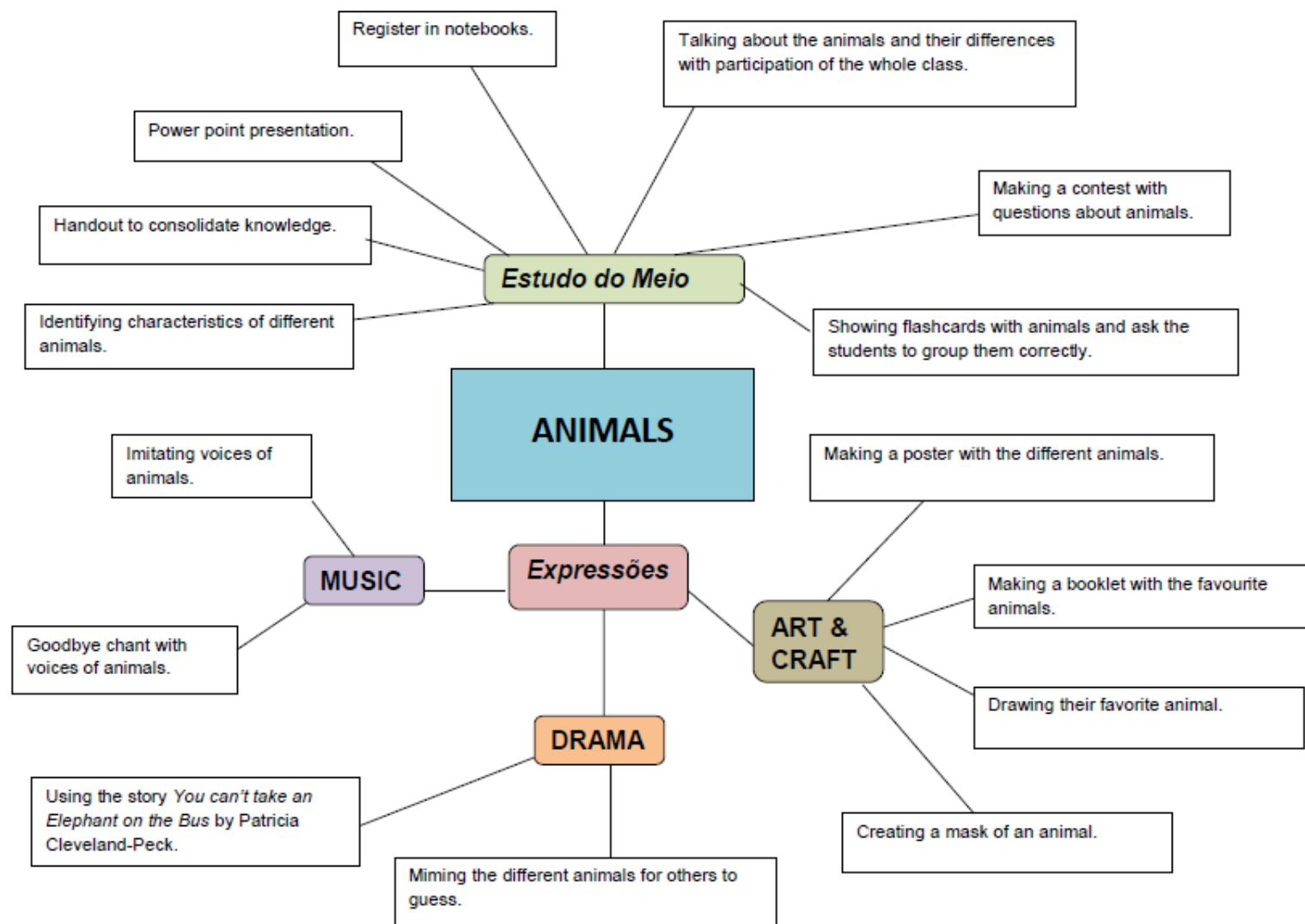
A _____ transport like _____ is used by the proprietor.

3- Draw your favorite mean of transport.



TASK 2

Arts and Craft *Animals*

Topic Web



English Lesson



English Lesson



English Lesson

Teacher: Laura Silva Maria

English Handout 1

YOU CAN'T TAKE AN ELEPHANT ON THE BUS


Write the words in the correct space of handout 2.

bear

pig

seal

monkey



legs

bottoms

small

wet

scary

naughty

big

balloon

skateboard

boat

train

bus

eat

can

can't

take

Teacher: Laura Silva Maria

English Handout 2

YOU CAN'T TAKE AN ELEPHANT ON THE BUS



Elephants' _____ are heavy and fat. They can't sit on a _____.

You can't sit a _____ in a shopping trolley. Monkeys are _____.

You can't take a tiger by _____. Tigers are _____.

Can you take a _____ on a taxi? No. Seals are _____ and slippery.

You can't put a camel in a _____. Camels are too _____ and heavy and the boat would sink.

Can you _____ a giraffe on a plane? No, you can't. Giraffes have got a long neck and bony _____.

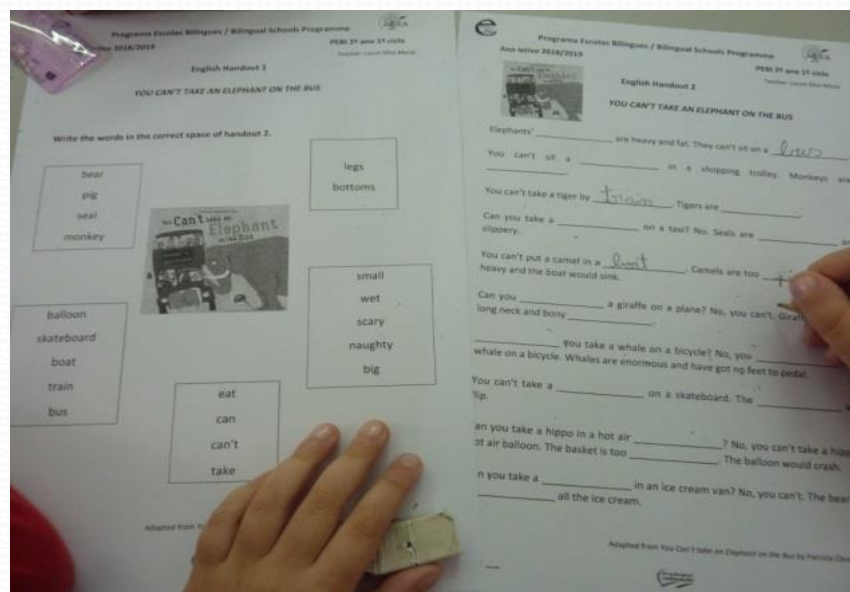
_____ you take a whale on a bicycle? No, you _____ take a whale on a bicycle. Whales are enormous and have got no feet to pedal.

You can't take a _____ on a skateboard. The _____ would flip.

Can you take a hippo in a hot air _____? No, you can't take a hippo in a hot air balloon. The basket is too _____. The balloon would crash.

Can you take a _____ in an ice cream van? No, you can't. The bear would _____ all the ice cream.

Adapted from *You Can't take an Elephant on the Bus* by Patricia Cleveland-Peck



Arts and Craft Lesson



Arts and Craft Lesson



Ano letivo 2018/2019

PEBI 2º ano 1º ciclo

Teacher: Rui Cecília

Handout 1 Arts and Craft The Animals

Choose the animals from the story. Cut out and stick in the booklet.



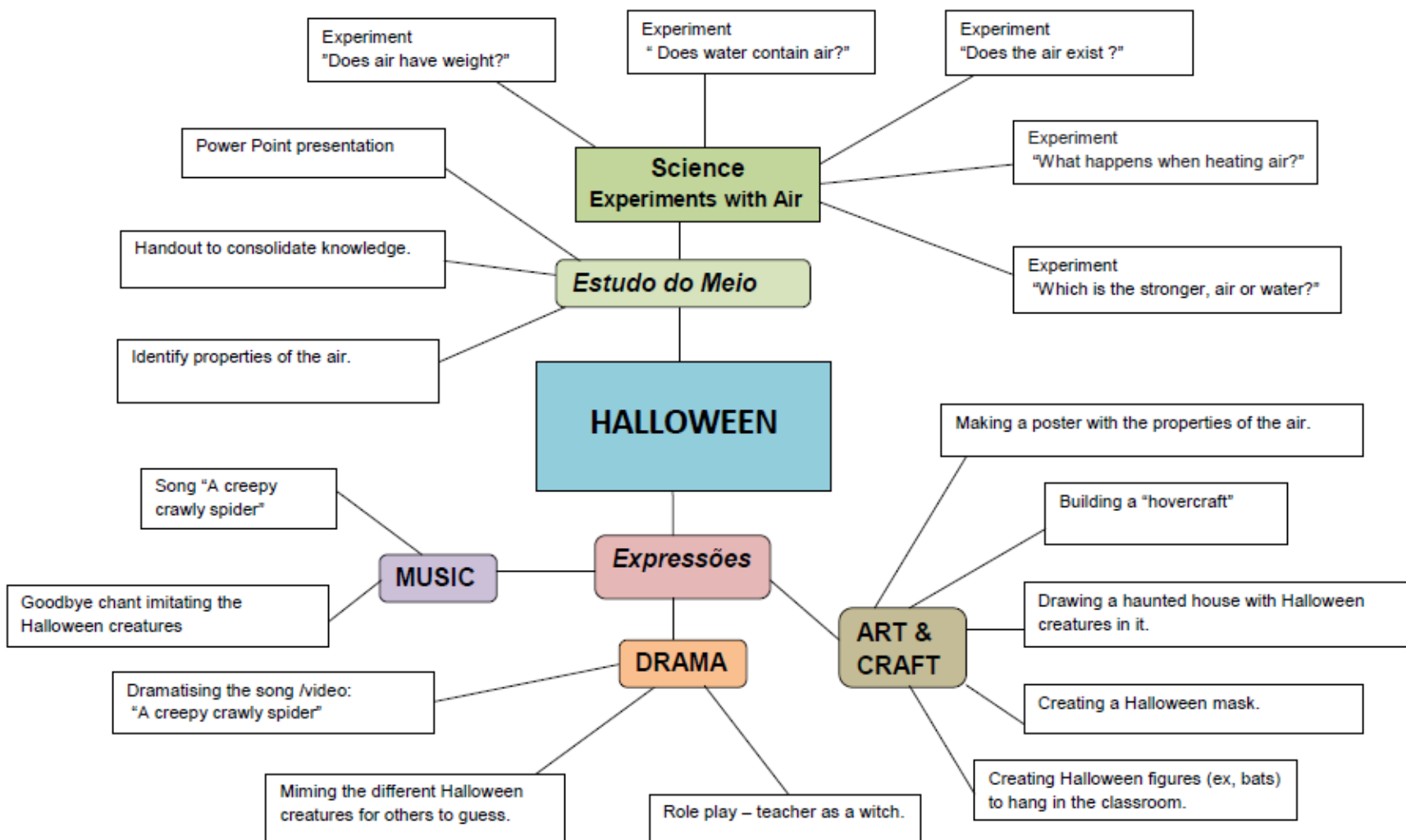
Arts and Craft Lesson



TASK 3

Science Experiment *Halloween*

Topic Web





The Creepy Crawly Spider- song

https://www.youtube.com/watch?v=vH3_vsaRBeE



FLASHCARDS

English Lesson

witch

witches

**haunted
house**

haunted houses

sweets

sweets

ghost

ghosts

spider

spiders

bat

bats

skeleton

skeletons

black cat **pumpkin**

black cats

pumpkins

FLASHCARDS

English Lesson



FLASHCARDS









MYSTERY BOX






English Lesson



Halloween - English Handout

1. Word search - Find the words and write them under the pictures.

B	L	A	C	K	C	A	T	X	P	G	W	H
W	E	R	T	Y	U	I	O	P	U	A	I	S
S	G	H	J	K	L	Z	X	C	M	V	T	B
W	Q	W	E	R	T	Y	U	I	P	O	C	P
E	D	S	P	I	D	E	R	F	K	G	H	H
E	L	Z	X	C	V	B	N	M	I	Q	A	Z
T	X	E	D	C	B	R	F	V	N	T	G	B
S	N	U	J	M	A	I	K	O	L	P	Q	A
S	X	E	D	C	T	R	F	G	H	O	S	T
G	B	Y	H	N	U	J	M	I	K	M	I	K
P	S	K	E	L	E	T	O	N	Q	W	E	R
U	I	O	P	A	S	D	F	G	H	J	K	L
H	A	U	N	T	E	D	H	O	U	S	E	C






Halloween - English Handout

2. Draw a line to match the sentences to the pictures.

- A small flying bat.
- A big, heavy, black cat.
- A creepy crawly spider.
- Tasty, colourful sweets.
- An ugly witch on a broomstick.
- A bony skeleton.
- A round, orange pumpkin.
- A scary, light ghost with a purple hat.



3. Write the missing words.

Song The Creepy Crawly Spider

The creepy crawly _____ climbed up a _____

Followed by a _____ and a big _____

Out came a _____ and scared them all away

And the creepy crawly _____ went somewhere else to play.



Halloween - English Handout

1. Word search - Find the words and write them under the pictures.



B	L	A	C	K	C	A	T	X	P	G	W	H
W	E	R	T	Y	U	I	O	P	U	A	I	S
S	G	H	J	K	L	Z	X	C	M	V	T	B
W	Q	W	E	R	T	Y	U	I	P	O	C	P
E	D	S	P	I	D	E	R	F	K	G	H	H
E	L	Z	X	C	V	B	N	M	I	Q	A	Z
T	X	E	D	C	B	R	F	V	N	T	G	B
S	N	U	J	M	A	I	K	O	L	P	Q	A
S	X	E	D	C	T	R	F	G	H	O	S	T
G	B	Y	H	N	U	J	M	I	K	M	I	K
P	S	K	E	L	E	T	O	N	Q	W	E	R
U	I	O	P	A	S	D	F	G	H	J	K	L
H	A	U	N	T	E	D	H	O	U	S	E	C



Halloween - English Handout

2. Draw a line to match the sentences to the creatures.

A small flying bat.

A big, heavy, black cat.

A creepy crawly spider.

Tasty, colourful sweets.

An ugly witch on a broomstick.

A bony skeleton.

A round, orange pumpkin.

A scary, light ghost with a purple hat.



3. Write the missing words.

Song The Creepy Crawly Spider


The creepy crawly spider climbed up a haunted house

Followed by a bat and a big black cat

Out came a ghost and scared them all away

And the creepy crawly spider went somewhere else to play.

Science Experiment Lesson



Science Experiment Lesson



Science Experiment Lesson



Programa Escolas Bilingues / Bilingual Schools Programme



Ano letivo 2018/2019

PEBI 2º ano 1º ciclo

Teacher: Rui Cecília

Handout 1 Experiment

Question: Does air have weight?

Materials:

Digital scale; Apple; Balloons; Card Witch; Plastic spider; Orange; Sweets

Method:

Part 1- How to measure weight with a digital scale?

Turn on the scale.

Put each object on the scale and register the values.

Find out what is the heaviest and what is the lightest.

Predictions:

The heaviest is the _____.

The lightest is the _____.

Observation/Results:

Apple _____

Witch _____

Spider _____

Orange _____

Sweet _____

Conclusion: The heaviest is the _____.

The lightest is the _____.



Programa Escolas Bilingues / Bilingual Schools Programme



Ano letivo 2018/2019

PEBI 2º ano 1º ciclo

Teacher: Rui Cecília

Method:

Part 2- Does air have weight?

Put one empty balloon on the scale and register the value.

Put an identical balloon full with air and register the value.

Find out what is the heaviest.

Predictions:

The heaviest is the _____.

Observation/Results:

Empty balloon _____

Full balloon _____


Conclusion:

The heaviest is the _____.

The air _____.

Group:

Science Experiment Lesson

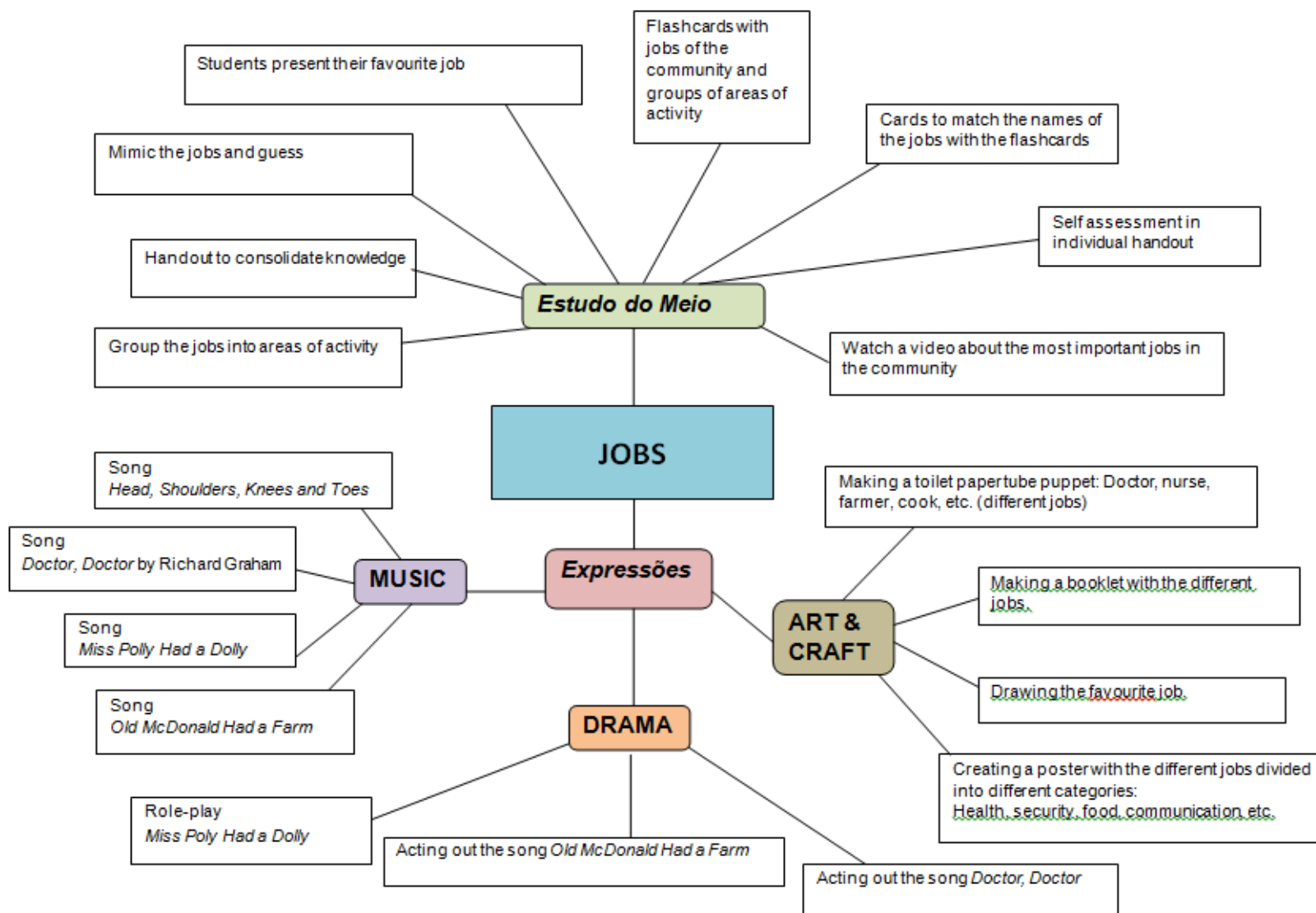


TASK 4


Social Studies

Jobs

Topic Web



FLASHCARDS



FLASHCARDS



English Lesson



FLASHCARDS



English Lesson



Miss Polly Had a Dolly- song



<https://www.youtube.com/watch?v=3IJwQcJ8RcA>


English Handout - Miss Polly Had a Dolly



1. Match the pictures to the correct words!


2. Write the missing words.


Song Miss Polly Had a Dolly



Miss Polly had a  who was 


She called for the  to come quick, quick, quick


The doctor came with his  and his 

And he knocked on the  with a rat-a-tat-tat.

He looked at the dolly and he shook his 

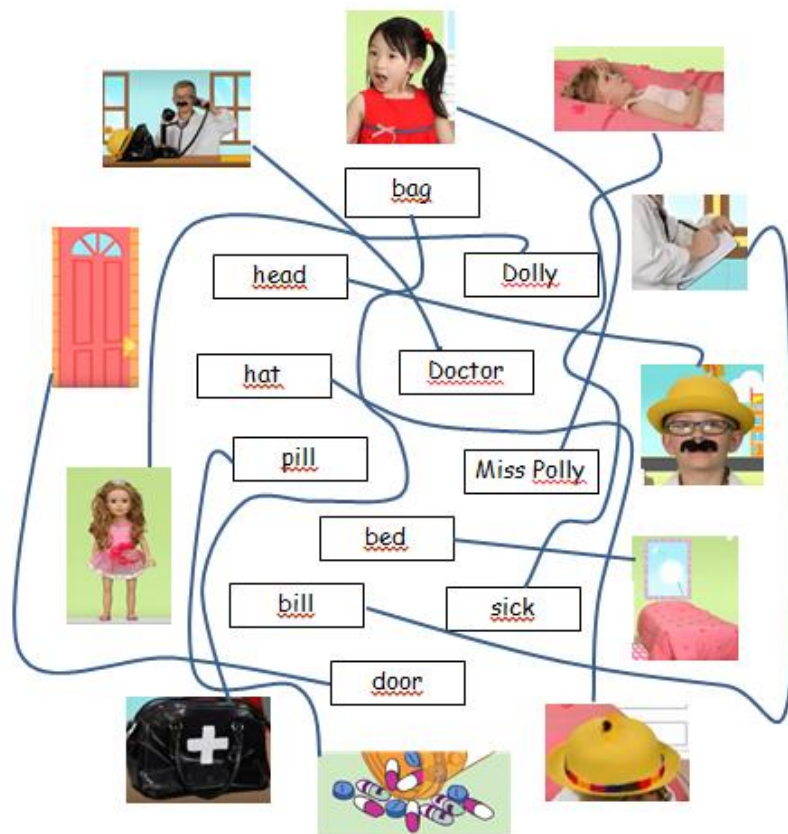
And he said'  put her straight to 

He wrote on a paper for a 

'I'll be back in the morning with my  !

English Handout - Miss Polly Had a Dolly

1. Match the pictures to the correct words!



2. Write the missing words.

Song Miss Polly Had a Dolly

Miss Polly had a dolly  who was sick, sick, sick 

She called for the doctor  to come quick, quick, quick

The doctor came with his bag  and his hat 

And he knocked on the door  with a rat-a-tat-tat.


He looked at the dolly and he shook his head 

And he said' Miss Polly  put her straight to bed 

He wrote on a paper for a pill, pill, pill 

'I'll be back in the morning with my bill, bill, bill 

English Lesson



Miss Polly Had a Dolly- exercise correction

https://drive.google.com/file/d/1Dx3EdsQuwG0540wKox_ULZ0eXBpVb6Og/view?usp=sharing

English Lesson



Miss Polly Had a Dolly- role-play

https://drive.google.com/file/d/1DKo9CFySR_rrsLMgcqlvP6IES70DyaE7/view?usp=sharing

<https://drive.google.com/file/d/1xCU9iQqV2lwImHIYbtdWTfbM7q-1K8dN/view?usp=sharing>

Social Studies Lesson

FLASHCARDS



Social Studies Lesson



Social Studies Lesson



Programa Escolas Bilingues / Bilingual Schools Programme

Ano letivo 2018/2019



PEBI 2º ano 1º ciclo

Teacher: Rui Cecília

Handout 1 Jobs

Link the images to the names of the jobs.



teacher



policeman



chef/cook



farmer



fireman



nurse



postman



doctor



Programa Escolas Bilingues / Bilingual Schools Programme

Ano letivo 2018/2019



PEBI 2º ano 1º ciclo

Teacher: Rui Cecília

Complete the sentences:

I work in education. I'm a _____


I work in security. I'm a _____ or a _____

I work in health. I'm a _____ or a _____

I work with food. I'm a _____ or a _____

I deliver letters. I'm a _____

Draw your favourite job:





Miming Activities

Reflection

What was difficult

Big class

Small classroom

No classroom available for “circle activities”

Reflection

What worked well

Flashcards

Songs / chants

Drama / roleplays

Movement and dancing

Costumes

Realia

Mystery box

Miming

Thank you!

